



UCLA Radiology expands into North Hollywood

The UCLA Department of Radiology brings world-class expertise to the North Hollywood community with the launch of our UCLA North Hollywood Imaging and Interventional Center. The new facilities opened in October 2021, occupying two floors that cover more than 12,000 square feet. Over 100 UCLA radiologists bring a wealth of expertise to the community, with subspecialists available to interpret specialized studies. Our Imaging and Interventional Center brings the latest and

most innovative technologies to the community, including the Siemens MAGNETOM Vida 3-Tesla MRI. This scanner has the latest advances that allow it to adapt to the patient's body and movement, resulting in higher-quality images while increasing patient comfort. The Siemens Drive CT has dual-source capability, resulting in high-quality images, and supports specialty studies including gout and cardiac evaluations.

North Hollywood residents will also be able to receive interventional radiology procedures closer to home. The center will be able to perform procedures that were previously available only in hospitals or ambulatory surgery centers, like endovenous laser treatment. Patients requiring image-guided biopsies, drainages, ports, IVC filters and PICC lines will have the option to go to a community imaging center rather than recovering at a hospital. At our Women's Imaging Center, 3D mammography, breast ultrasounds and breast biopsies are offered in a female-only setting designed to promote ease and comfort. 3D mammography has been shown to have 40 percent greater specificity and 15 percent fewer call backs for additional patient evaluations than traditional mammograms.

UCLA Health North Hollywood Imaging and Interventional Center
4343 Lankershim Blvd., Suites 300 & 200, North Hollywood, CA 91602
Central Scheduling: 310-301-6800
uclahealth.org/radiology/noho



Nanette DeBruhl, MD, contributes \$250,000 in memory of Dr. Lawrence W. Bassett




Nanette DeBruhl, MD, has contributed \$250,000 in memory of Dr. Lawrence W. Bassett (RES '74). The late Dr. Bassett, who passed away in December 2020, was a member of the UCLA faculty since 1974 and held the Iris Cantor Endowed Chair in Breast Imaging until his retirement in

2016. A professor of radiological sciences beloved by his colleagues and patients, Dr. Bassett was considered one of the “fathers of breast imaging” and played an important role in its gaining recognition as a subspecialty. He was internationally known for his role in the development of national guidelines to ensure high-quality mammography through the Mammography Quality Standards Act. Of all his

accomplishments, he was most proud of the UCLA Breast Imaging Fellowship, which he established in 1987.

With Dr. DeBruhl's gift, the lobby across from the Iris Cantor Breast Imaging Center in the Peter Morton Medical Building at 200 Medical Plaza will be named The Bassett Lounge in Dr. Bassett's honor. The gift will transform the waiting area for breast imaging patients and make it a comfortable space in his honor.

Dr. DeBruhl wanted us to know that he was not only her boss and colleague, but a friend and mentor. He helped launch the careers of UCLA residents and fellows over a period of 40 years. Through his mentorship and expertise in breast imaging, these doctors are still saving women's lives and perpetuating Dr. Bassett's legacy. 

World's first fully robotic embolization demonstrates potential of remote procedures

The expertise needed to meet the most challenging medical emergencies and perform the most complex interventional procedures tends to cluster in population centers, and within those areas it tends to further cluster within a relatively few academic medical centers. But patients in need of care can live anywhere, especially in these times of working remotely.


Robotic procedures offer the possibility of bridging the medical expert and the medical need, regardless of their locations. The signals that cross the procedure suite during a routine robot-assisted procedure can theoretically also cross the continent or the world.

Satoshi Tateshima, MD, professor of radiological sciences and interventional neuroradiologist, established an important proof-of-concept last year when he performed the first fully robotic embolization. He has since successfully repeated the feat four times.

In the past, such procedures were all done manually, with a interventionalist in the procedure room, or they were done in a hybrid fashion with the catheter inserted manually and robotic control used for the rest of the procedure.

“But I wanted to do everything robotically,” says Dr. Tateshima. “That was my vision and that's what we did.”

The patient Dr. Tateshima operated on had a severe case of COVID-19 that put him at risk for blood clots. The blood thinner he was given to prevent the formation of clots caused chronic




UCLA Health photo

Interventional neuroradiologist Dr. Satoshi Tateshima performed the world's first fully robotic embolization in 2021.

nosebleeds, which necessitated the embolization procedure.

When Dr. Tateshima performed this remote procedure, the patient wasn't thousands of miles away. He was just in the procedure room next door. But this technique could be used to span any distance.

“Eventually, for complete remote robotics, we should be able to perform everything,” says Dr. Tateshima. “The technology is there. With 5G, I think it's possible.”

In addition to removing geographic barriers to care, fully robotic procedures can avert exposure to infectious disease and ionizing radiation for the interventionalist. 

UCLA Radiology Alumni Connections

Recent Radiology Events



Graduating interventional radiology fellows (left to right): Jason Chiang, MD, PhD, Zachary Haber, MD, Megan Sue, MD, Jason Hanley, MD, Brittany Harrison, MD, David Zucker, MD, MS

Radiology Residency Retreat

On November 5, 2021, the chief residents organized a day-long retreat for all radiology residents. The retreat took place in Manhattan Beach and was filled with team-bonding activities. The residents used this time to set goals for the academic year and learn more about one another.




Residents at the radiology resident retreat in Hermosa Beach on November 5, 2021



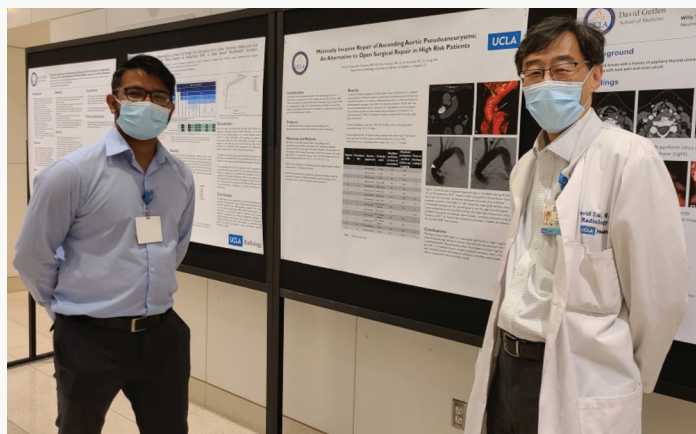
Department of Radiological Sciences end-of-year event at Skirball Center

End-of-Year Event

On June 3, 2022, The Department of Radiological Sciences hosted the annual end-of-year event at the Skirball Cultural Center. This outdoor dinner allowed the department to celebrate its many successes of the 2022 academic year as well as honor the outgoing fellows and residents.



Leo G. Rigler Chair, Dieter Enzmann, MD, with Steven S. Raman, MD, FSAR, FSIR, at Radiology Research Day at RRUMC.



Varun Badheka, MS, with David Lu, MD, at Radiology Research Day at RRUMC.

On May 26, 2022, the Department of Radiological Sciences hosted our annual Radiology Research Day at Ronald Reagan UCLA Medical Center. This event highlights the research of trainees throughout the department. This year's event showcased 27 different projects. Posters were displayed in-person and virtually. Viewers were able to vote on their favorite projects and four winners were selected. Congratulations to Jason Chiang, MD, PhD, (first place), Alex Chung, MD, (second place) and Daniel Bradley, MD, and Kenton Kagy, DO, (tied for third place).

End-of-Year Awards

Leo G. Rigler Outstanding Senior Medical Student in Radiology
Kevin Ding, MD

Outstanding Nighthawk Radiology Resident
Sipan Mathevosian, MD, MS

Outstanding Acute Care Service
David Zucker, MD

RSNA Research Award
Hayet Amalou, MD

Outstanding Service as Chief Fellow
Daniel Bradley, MD
Alex Chung, MD
Andrew Surman, MD

Outstanding Service as Chief Resident
Shimwoo Lee, MD
Sipan Mathevosian, MD, MS
Steven Reed Plimpton, MD, MS
Brian Tsui, MD

Outstanding Volunteer Faculty
Timothy Ryan, MD

Outstanding Integrated and Affiliated Faculty
Kira Chow, MD

Outstanding Young Faculty
Aarti Luhar, MD

Outstanding Associate Professor
Luke Ledbetter, MD

International Elective Award for Academic Excellence in Memory of Taylor J. Choy
Joshua Arnold, MD
Brian Tsui, MD

Bruce Barack Award for Teaching Excellence
Zachary Haber, MD

John R. Bentson Award for Clinical Excellence
Jeremy Middleton, MD

Seyed Rooholamini Outstanding Graduating Senior Resident
Steven Reed Plimpton, MD, MS

Department of Radiology Outstanding Graduating Senior Resident
Sipan Mathevosian, MD, MS

Outstanding Basic Science Faculty
Thomas Oshiro, PhD

Leo G. Rigler Outstanding Teaching Award
Fereidoun Abtin, MD

Stay in Touch!

UCLA MAA

Please join the [UCLA Medical Alumni Association \(MAA\)](https://uclamednet.org/maas) to connect with the school and alumni.

If you've changed your contact information recently, let us know so we can keep in touch!

Anna White, MA

CME coordinator, radiology
310-562-2548
AVWhite@mednet.ucla.edu

Fellows' Future Plans

Abdominal

Matthew Burr, MD

Radia (Remote)

Alex Chung, MD

UCLA (Los Angeles, CA)

Priyanka Dubé, DO

Olive View-UCLA Medical Center (Los Angeles, CA)

Haddy Jarmakani, DO

Charlotte Radiology (Charlotte, NC)

Christina Jeong, MD

Charlotte Radiology (Charlotte, NC)

Emilie Nguyen, MD

Kaiser Permanente (Woodland Hills, CA)

Richard Rothman, MD

Charlotte Radiology (Charlotte, NC)

Eva Xia, MD

St. Jude Radiology (Fullerton, CA)

Breast

Hayet Amalou, MD

Cedars-Sinai Medical Center (Beverly Hills, CA)

Daniel Bradley, MD

UCLA (Los Angeles, CA)

Kenton Kagy, DO

MRD Imaging (Orange, CA)

Olivia Linden, MD

Kaiser Permanente – South Bay (Los Angeles, CA)

Hanna Liu, MD

Kaiser (Fontana, CA)

Cardiothoracic Imaging

Amir Imanzadeh, MD

Plans Pending

Sohrab Nazertehrani, MD

Plans Pending

Diagnostic Neuroradiology

Phong Ha, MD

Radiology Specialist of Louisville (Louisville, KY)

Frank Hebroni, MD

Neuroradiology Private Practice (Remote)

Michael Jinpyo Lee, MD

PIH Health Systems (Los Angeles, CA)

Michael Jung Sobrinho Lee, MD

Radiology of Indiana (Indianapolis, IN)

Andrew Ong, MD

San Antonio Regional Medical Center (Upland, CA)

Willy Tjong, MD

Private Practice (San Francisco, CA)

Interventional Neuroradiology

Hamidreza Saber, MD

Plans Pending

Musculoskeletal Imaging

Alan Alexander, MD

Plans Pending

Andrew Surman, MD

South Coast Radiological Medical Group (Laguna Hills, CA)

Pejman Taghavi, MD

Coastal Imaging (Manahawkin, NJ)

Interventional Radiology – Independent

Jason Hanley, MD

Radiology Ltd. (Tucson, AZ)

David Zucker, MD

Ocean Radiology Associates (New London, CT)

Interventional Radiology – Integrated

Jason Chiang, MD, PhD

UCLA (Los Angeles, CA)

Zachary Haber, MD

UCLA (Los Angeles, CA)

Brittany Harrison, MD

CAIMA at California Pacific Medical Center (San Francisco, CA)

Megan Sue, MD

Torrance Memorial Medical Center (Torrance, CA)

Residents' Future Plans

Joshua Arnold, MD

Musculoskeletal Imaging Fellow – University of Wisconsin

Jonathan Barclay, MD

Musculoskeletal Imaging Fellow – University of California, Los Angeles

Zaid Haddadin, MD

Musculoskeletal Imaging Fellow – Mallinckrodt Institute of Radiology

Ashley Hu, MD

Musculoskeletal Imaging Fellow – University of California, San Diego

Adam Kinzel, MD

Abdominal Imaging Fellow – University of California, Los Angeles

Sipan Mathevosian, MD, MS

Interventional Radiology (Independent) Fellow – University of California, Los Angeles

Jeremy Middleton, MD

Musculoskeletal Imaging Fellow – University of California, Los Angeles

Steven Reed Plimpton, MD, MS

Breast/Body Imaging Fellow – University of Southern California

Brian Tsui, MD

Neuroradiology Fellow – University of California, San Francisco

Craig Wilsen, MD, PhD

Breast Imaging Fellow – Stanford University